


Decking Fixing Range



Decking Fixings Overview

Decking Type / Product Matcher

It is becoming increasingly common for contractors to have to suspend services from profiled metal decking in all types of buildings. There are many different profiles of decking on the market and it is often difficult to establish what type of decking fixing is suitable. Below we have put together a decking suitability chart which will help you identify which fixing will best suit your decking profile.



DECKING MANUFACTURER	DECKING TYPES	PRODUCT TO SUIT (inc page product page no.)
Richard Lees Richard Lees Quickspan Corus Decking Alpha Decking SMD Decking Kingspan/Ward	Super Holorib Holorib Q51 CF51 Alpharib R51 Multi-Deck 50	FIXFIRM: SWN M6,M8, M10 (p5) ERICO: GTD1217 or GTD1722 (p11) ERICO: M10 SCD1217 or SCD1722* (p11)
Richard Lees	Ribdeck 60	FIXFIRM: MWN M6, M8, M10 (p5) ERICO: GTD1217, M10 SCD1217 (p11)
Richard Lees	Ribdeck 80	FIXFIRM: MMWN M6, M8, M10 (p5) ERICO: GTD1217, M6, M8, M10, SCD1217 (p11)
Richard Lees	Ribdeck 225 (Ribdeck AL/Holodeck)	No product to suit
Quickspan	Q60	FIXFIRM : MWN M6, M8, M10 (p5) ERICO: GTD1217, M10 (p11)
PMF Decking	CF70 / CF60	FIXFIRM: MMWN, M6, M8 (p5) ERICO: GTD1217, M10 SCD1217 (p11)
Corus Decking	CF60 / CF46	No product to suit
PMF Decking ALPHA Decking	CF46 Alpha Lock	(To order only) LINDAPTER: Alphawedge, M6, M8, M10 (p9)
SMD Decking	TR60 / TR80+	LINDAPTER: TR60 Wedge (p7)
Richard Lees	Ribdeck 210	(To order only) ERICO: OCDC, OCDC-S
Kingspan/Ward	Multi-Decking 60+80	LINDAPTER: Multiwedge, M6, M8, M10 (p7)
British Steel/Tata Steel	Slimdeck SD225	LINDAPTER: Slimdek, M6, M8, M10, M12 (p9)
CMF Decking	Metfloor 55	ERICO: GTD1722 (p11) FIXFIRM: SWN M6, M8, M10 (p5)
CMF Decking	Metfloor 60/80	LINDAPTER type MF: M6, M8, M10 (p7)
Anglian Metal Deck Ltd	AMD 60/80	LINDAPTER: AMD (p7)

Pull Out Testing Service

Technical Support Available



FixFirm can offer a "Pull Out" Testing Service on all of our products to make sure they can support a particular weight within a specified application area technical@fixfirm.com

Wedge Nuts

Whenever hollow ribbed concrete decking is used, wedge nuts can be used to support many items from the ceiling formed below using bolts or threaded rod.

Our range of wedge nuts are compatible with most Decking Profiles

Wedge Nuts

Standard Wedge Nuts (SWN)

This type of wedge nut normally fits the following decking profiles; Richard Lees Holorib, Richard Lees Super Holorib, Quickspan Decking Q51, Corus/Tata CF51, Alpha Decking Alparib, SMD R51, Ward Multideck 50, Corus/Tata NSD, Kingspan Mult-deck 50-V2, CMF Decking Metfloor 55.

Approximate dimensions:
19mm (Top of Wedge) x 12mm (Base of Wedge) x 9.5mm Width.



ORDER CODE	SIZE/REF	FIXFIRM REF	QTY
R881-103	M6	SWN 6	100
R881-104	M8	SWN 8	100
R881-105	M10	SWN 10	100

Mini Wedge Nuts (MWN)

This type of wedge nut normally fits the following decking profiles; Richard Lees Ribdeck 60 profile, Quickspan Decking Q60.

Approximate dimensions:
19mm (Top of Wedge) x 12mm (Base of Wedge) x 9.5mm Width.



ORDER CODE	SIZE/REF	FIXFIRM REF	QTY
R881-203	M6	MWN 6	100
R881-204	M8	MWN 8	100
R881-205	M10	MWN 10	100

Mini Mini Wedge Nuts (MMWN)

This type of wedge nut normally fits the following decking profiles; Richard Lees Ribdeck 80 profile, PMF Decking CF70.

Approximate dimensions:
18.5mm (Top of Wedge) x 10mm (Base of Wedge) x 9.5mm Width.



ORDER CODE	SIZE/REF	FIXFIRM REF	QTY
R881-303	M6	MMWN6	100
R881-304	M8	MMWN8	100

Suspension Product

Dec-Lock Suspension System

The Deck-Lock system can be used to suspend from the soffit of a steel decked concrete floor with the dovetail slots. Like the Con-Lock a pre-cut length of wire is attached and a separate Rize-Lock is included to complete the suspension. N.B. Please specify which decking is being used to ensure correct size wedge nut is supplied. Please allow extra time for delivery of this product.

ORDER CODE	SIZE/REF	QTY
S608-000	1.0mmx1m	1





Deckings

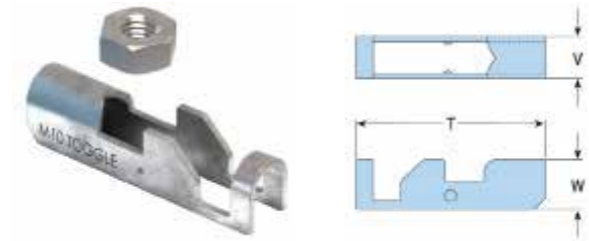
Lindapter® Decking Fixings

Lindapter produce a range of high quality, effective building services connections designed to fit inside the dovetail shaped re-entrant channel of decking profiles, compatible with all major manufacturers including CMF, Tata Steel, Kingspan, SMD and Richard Lees.

Lindapter Decking Fixings

Lindapter® Toggle Clamp

The Lindapter Toggle Clamp suspends building services from hollow concrete flooring, hollow section steel, steel sheeting or purlins.



ORDER CODE	DROP ROD	T	V	W	Ø _{mm}	QTY
S251-104	M8	68	13	16.5	22	100
S251-105	M10	68	15	17.5	25	100

Lindapter® Multiwedge Decking Fixings

The MW2 suspends building services from Kingspan's Multideck 60 composite steel/concrete floor decking. It locks into the re-entrant channel without shot-firing, or indeed specialised labour or equipment.




ORDER CODE	SIZE/REF	Ø _{mm}	QTY
S301-103	MW6	M6	50
S301-104	MW8	M8	50
S301-105	MW10	M10	50

Lindapter® Type MF MetFloor® Decking Fixing

If you are looking for decking fixings to suit Metfloor decking these Lindapter MF Decking fixing is what you need. The Type MF has been specially designed for MetFloor® 60 & Metfloor 80 profiles manufactured by Composite Metal Flooring. A quick and easy installation for suspending all forms of building services such as electrical, mechanical and HVAC installations.

Specification:

- Material: Bracket: Steel strip, zinc plated JS500, Metal-Nut: Malleable iron, bright zinc pla
- Safe Working Load: (factor of safety of 3:1) Tensile / 1 Rod = 1.47Kn



ORDER CODE	SIZE/REF	Ø _{mm}	QTY
S301-303	MF6	M6	50
S301-304	MF8	M8	50
S301-305	MF10	M10	50

Lindapter® TR60 Wedge Decking Fixings

The Lindapter® TR60 Wedge has been developed for specific use with the SMD TR60 decking profile. The TR60 locks into the re-entrant channel without shot firing or specialist equipment. Available to accommodate M6 or M8 or M10 drop rods.


ORDER CODE	SIZE/REF	Ø _{mm}	QTY
S311-103	TRW06	M6	50
S311-104	TRW08	M8	50
S311-105	TRW10	M10	50



We also provide Lindapter products for the application areas below. See our website for details...




Pipe Supports



Girder Clamps



Hollo-Bolt



Floor Fixings

Lindapter Decking Fixings

Lindapter® AlphaWedge Decking Fixings

The Alpha Wedge locks into the re-entrant channel of Alphalok or Ribdeck AL decking to enable the suspension of all types of building services.




ORDER CODE	SIZE/REF	mm	QTY
S331-103	AW6	M6	50
S331-104	AW8	M8	50
S331-105	AW10	M10	50

Slimdek 2 Lindapter® Decking Fixing

The Lindapter® Slimdek Fixing suits the Tata Steel Slimdek system, enabling suspension of services directly from the underside of SD225 composite floor decking. Installation can be carried out without the need for specialist labour or equipment. Designed for use with the Lindapter V nut which is available in an M10 threaded version.

ORDER CODE	SIZE/REF	mm	QTY
S321-100	SD2	M10	20



Type AMD Lindapter® Decking Fixing

The Lindapter Type AMD decking fixing has been developed to allow building services to be suspended from AMD60 and AMD80 decking profiles manufactured by Anglian Metal Deck Ltd. The AMD wedge is designed to fit inside the dovetail re-entrant channel of the composite decking profile and held in place by a locking plate and locknut.



ORDER CODE	SIZE/REF	mm	QTY
S301-403	M6	M6	50
S301-404	M8	M8	50
S301-403	M10	M10	50

Other Decking Fixings (Beam Bolt Box Clamp - Not Lindapter)

Uni-Wedge Decking Fixing

Uni-Wedge has been specifically designed as a single universal fixing suitable for the seven most popular deck profiles available in the UK. This fixing provides a guaranteed safe working load and simply requires a standard hexagon key and spanner with no requirement for power, special tools or highly skilled labour. Uni-Wedge has a unique body style that allows it to fix to seven decking profiles, making it easy to use and specify.



ORDER CODE	SIZE/REF	QTY
S351-002	BN2Z2A	100



www.fixfirm.com
 See our website for
 our full range of
 Erico Suspension
 Products.

Erico Caddy Decking Clips

Erico Caddy GTD

The GTD clip is a spring locking clip which suits a wide range of decking systems. Simply push in, turn 90o and lock in with threaded rod. The WDC Clip is used for suspending services from shallow metal decking sections with threaded rod. Can be used for threaded rod sizes M6, M8 and M10 and also with HSC and SC Clips.



ORDER CODE	SIZE/REF	FLANGE THICKNESS	ROD SIZE	SWL KGS	QTY
S571-110	M10GTD12-17	12-17mm			
S571-125	M10GTD17-22	17-22mm	M10	90	100

Erico Caddy SCD

The SCD Clip is used for securing conduits, tubes or cables to metal decking sections and can also be used in combination with SC Snap Clips.



ORDER CODE	SIZE/REF	FLANGE THICKNESS	ROD SIZE	SWL KGS	QTY
S371-305	SCD1217	12-17mm			100
S571-310	SCD1722	17-22mm			100

Erico Caddy Trapezoidal Deck Hanger (TDH)

The TDH Clips from Caddy are ideal for suspending lights and hanging cable tray, dropped ceilings and strut trapezes from overhead metal decking. They are constructed from spring steel, which is durable, lightweight and has high gripping power.



ORDER CODE	SIZE/REF	FLANGE THICKNESS	ROD SIZE	SWL KGS	QTY
S571-405	TDH		M10		100



Order now, wherever you are

0800 594 44 44 • sales@fixfirm.com • www.fixfirm.com

Head Office & NDC: Pyke Road, Lincoln LN6 3QS